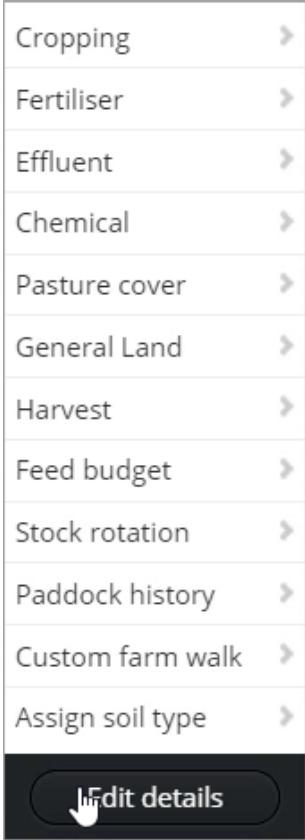
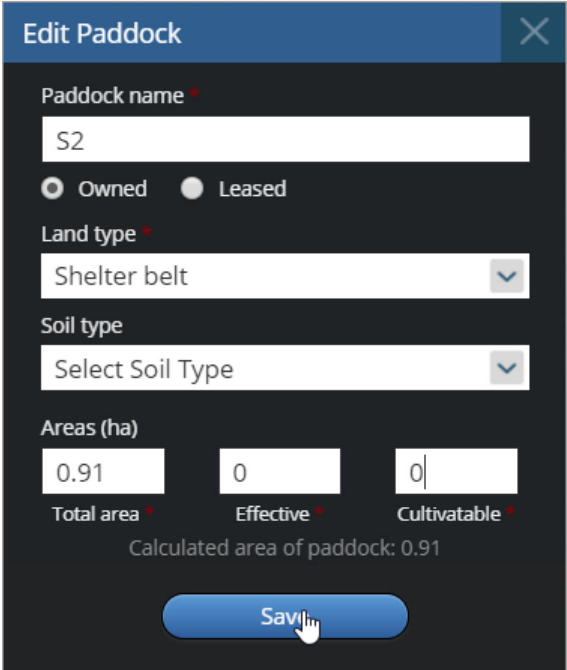




Changing Paddock Details

In this video you will learn how to edit paddock details and view the history of activities that have been recorded against paddocks.

	<p>To edit a paddock's details, click the paddock on your farm map, then right click and select Edit Details.</p>
	<p>You can change the name of the paddock, its land and soil type and its areas. Click Save.</p>



Cropping	>
Fertiliser	>
Effluent	>
Chemical	>
Pasture cover	>
General Land	>
Harvest	>
Feed budget	>
Stock rotation	>
Paddock history	>
Custom farm walk	>
Assign soil type	>
Edit details	

To view the paddock history, right click a paddock, then click **Paddock history**.

☰ Paddock history - Airstrip 1

General details	Airstrip 1			Export
Chemicals	Land type	Soil type	Forage type	
Cropping	Productive		Maize	
Fertiliser & effluent	Total (ha)	Effective (ha)	Cultivable (ha)	
General land	7.32	7.26	7.26	
Harvests	Total costs	Blocks		
Irrigation	\$0.00	SEPT 18 (Lambing)		
Pasture	Current mobs			
Soil tests	MA Cows			
Weather				
Costs				
Notes and attachments				
Animal movements				

Here you can review everything that has been recorded against that paddock, including planned future events.



Click to open filter options

Paddock history - Airstrip 1

Select a paddock: Airstrip 1

Select a date range: Start date: 20-9-2017, End date: 20-9-2019, Quick date select

[View](#)

General details	Airstrip 1			Export
Chemicals	Land type	Soil type	Forage type	
Cropping	Productive		Maize	
Fertiliser & effluent	Total (ha)	Effective (ha)	Cultivable (ha)	
General land	7.32	7.26	7.26	
Harvests	Total costs	Blocks		
Irrigation	\$0.00	SEPT 18 (Lambing)		
	Current mobs			
	MA Cows			

You will see the general information about the paddock and can open the filter to edit the date range if you require.

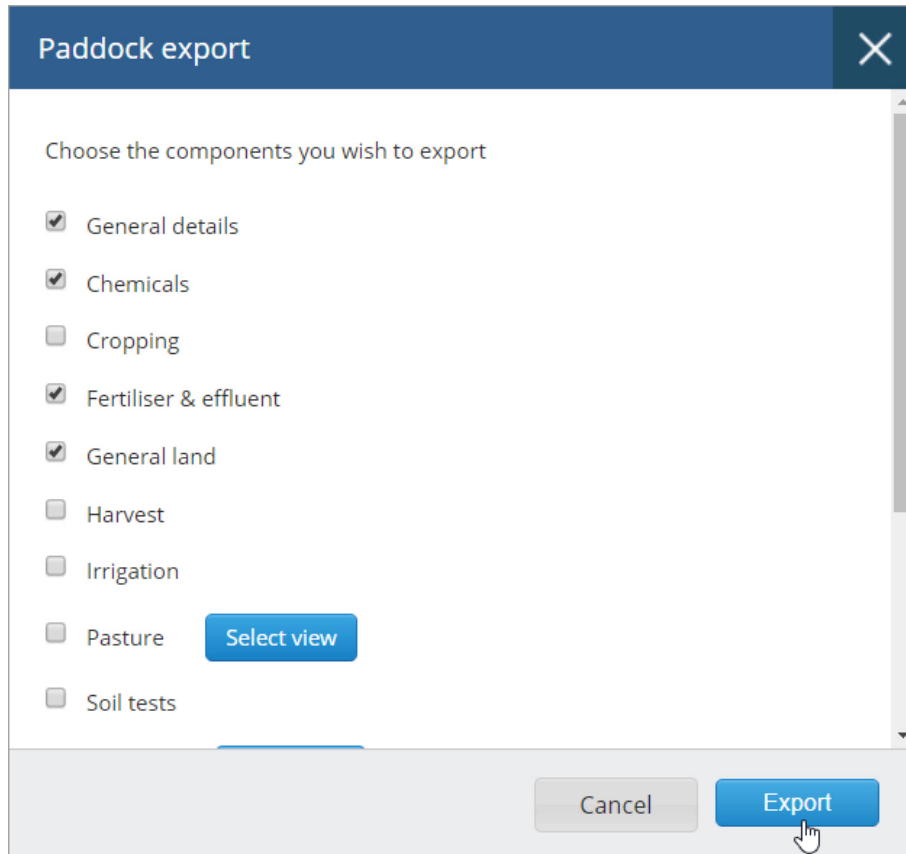
You can also use the filter to change between paddocks.

The paddock's history is listed under the tabs on the left side.

Paddock history - Airstrip 1

General details	Movements			Export
Chemicals	Start date	End date	View	
Cropping	18-9-2017	18-9-2018		

You can export the report to PDF by clicking **Export...**



Paddock export

Choose the components you wish to export

- General details
- Chemicals
- Cropping
- Fertiliser & effluent
- General land
- Harvest
- Irrigation
- Pasture [Select view](#)
- Soil tests

Cancel Export

...then selecting the information that you wish to export.

This tutorial has shown you how to edit paddock details and view the paddock history.