

Introduction to stock

In this video you'll learn about recording stock information in the Performance+ pack.

Your farm can record stock information in one of two ways – with a stock reconciliation or by describing stock.

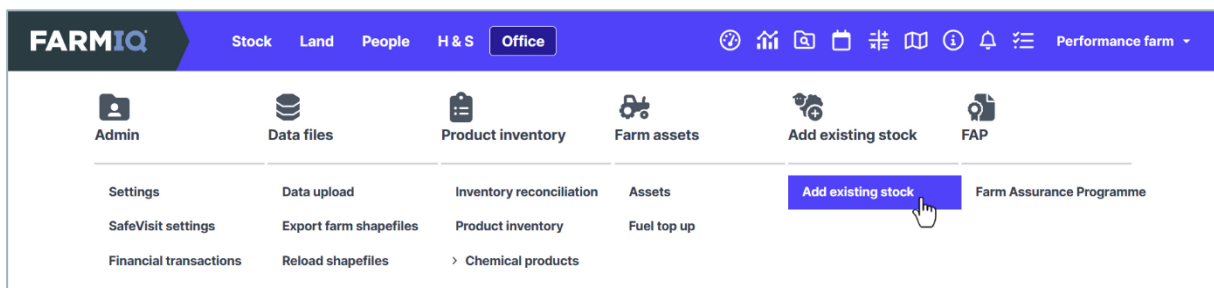
For both methods, when you record animal movements or changes to your stock numbers, you can add an EID tag file. Then, if you've set up FarmIQ as a NAIT information provider, the system will do your NAIT recording for you.

The default stock recording method is to keep a stock reconciliation, tracking your stock numbers in detail.

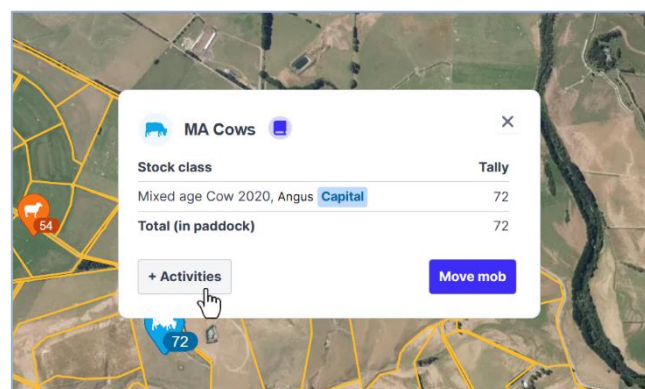
You add animals to mobs.

Then you can record activities – like weights or health treatments – for a tally of those animals, from a mob or a paddock.

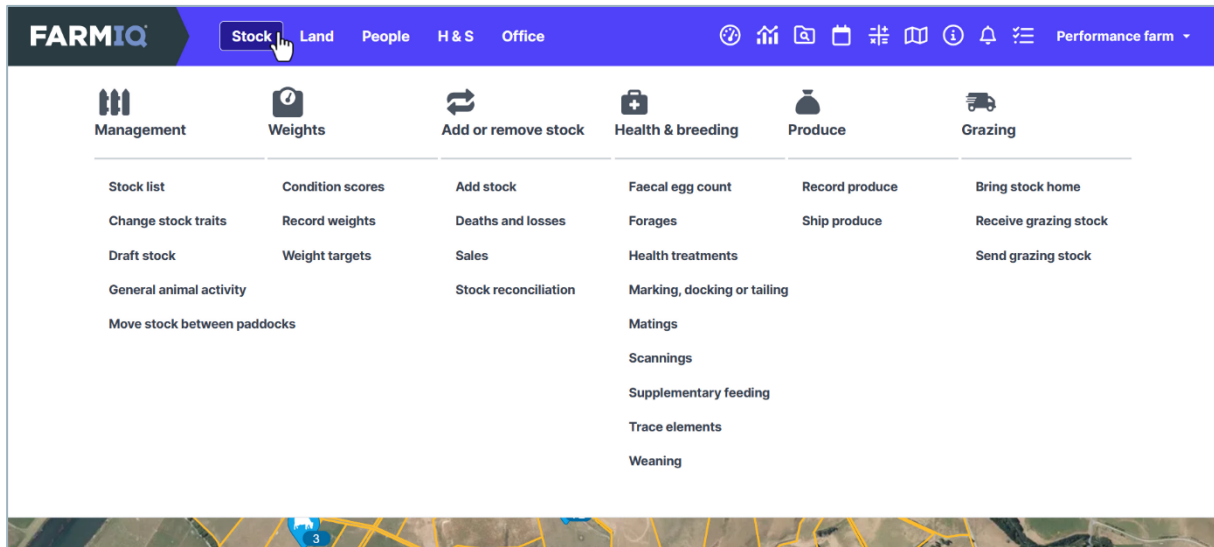
As you build a history of stock activities, you can use reports to see and analyse your stock's performance – helping you make better informed decisions.



When you set up your farm in FarmIQ, you'll need to add your existing stock, in the **Office** menu.

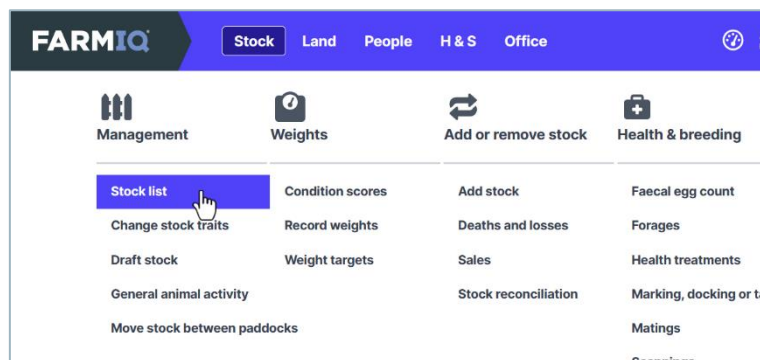


If you add mobs to your paddocks, you can record activities for them by clicking the mob icons...

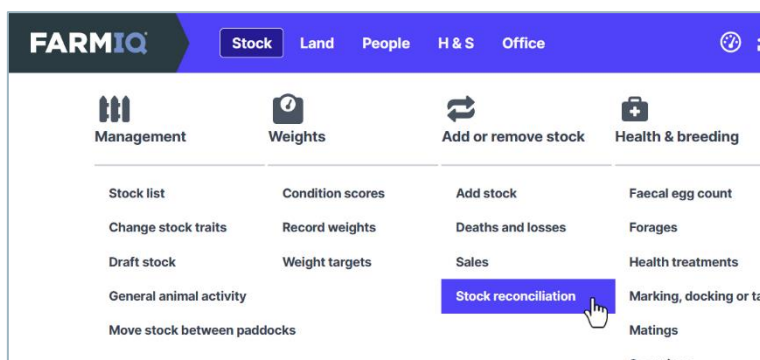


... or you can record activities for any animals on your farm, and add new stock, from the **Stock** menu.

The system will track your stock numbers.



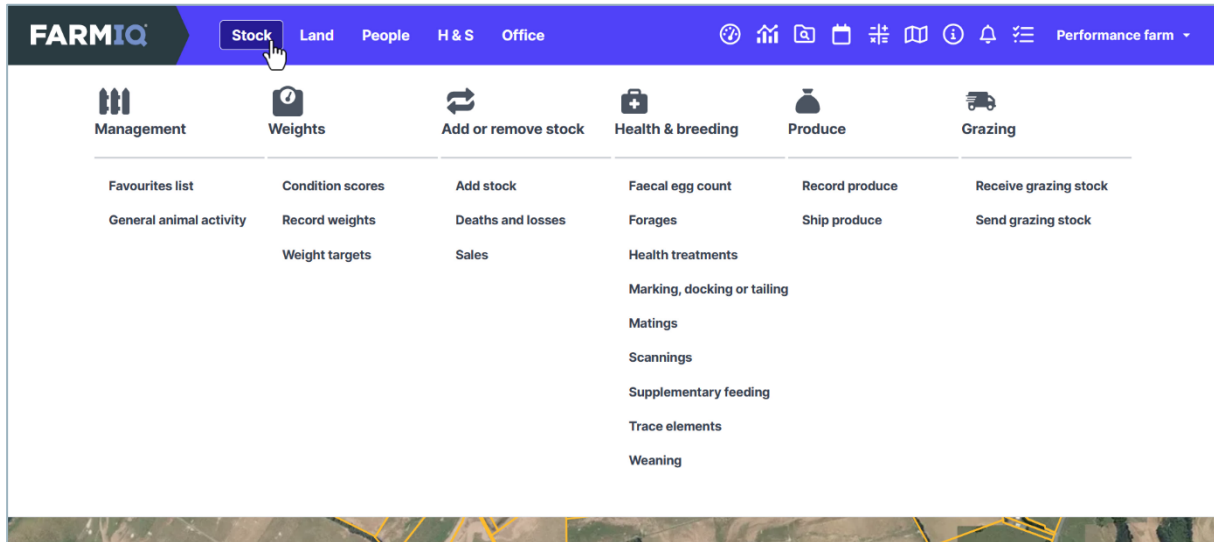
The **Stock list** shows details and history of your mobs...



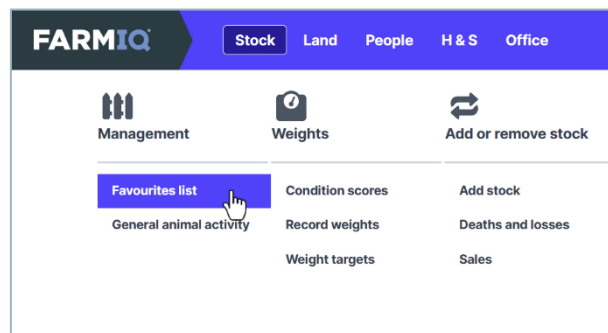
... and the **Stock Reconciliation** shows the changes to your stock numbers over a selected time period.

The other method of recording stock information is called Describing stock.

When you describe stock, the system doesn't track your stock numbers or locations, and it does not match the stock activity information to any mobs or paddocks. This means less stock performance reporting is possible.



You simply record the details of the animals for each activity.



You can keep a list of favourites to help you easily describe the groups of animals you work with.



There is no Stock list, but you can still see and edit activities you've recorded in your farm's **Diary**.

If you need to change the stock recording method you use, contact FarmIQ support: email support@farmiq.co.nz, or phone 0800 FARMIQ during business hours.

This video gave you an overview of stock information in FarmIQ. To find out more, visit the FarmIQ online help.