

Introduction to stock

In this video you'll learn about stock information in FarmIQ Pro with Dairy.

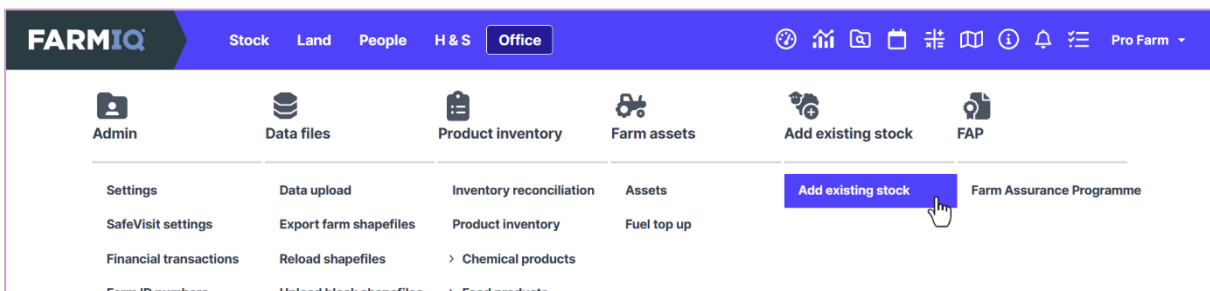
In this pack, FarmIQ keeps a stock reconciliation, tracking your stock numbers in detail.

You add animals to mobs.

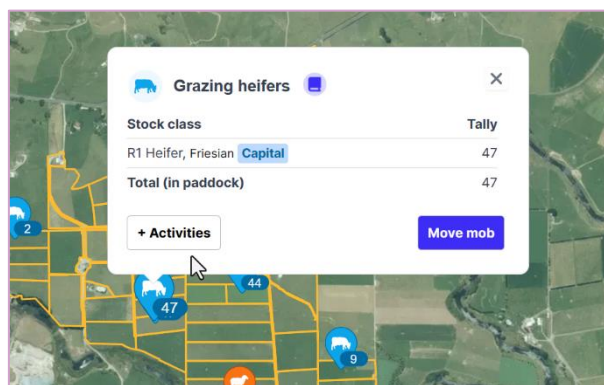
Then you can record activities – like weights and health treatments – for a tally of those animals, from a mob or a paddock.

If you've set up FarmIQ as an information provider for NAIT, and use EID tags when recording activities, the system will submit information to NAIT for you.

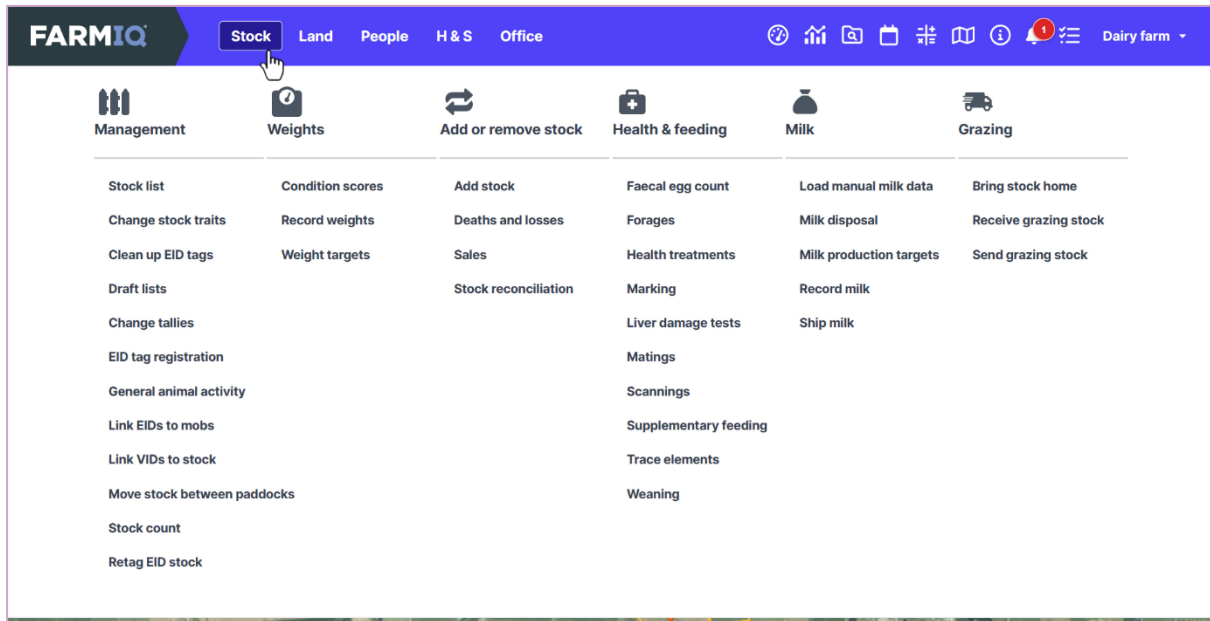
And in this pack, you can use EID tags to track individual animal histories.



When you set up your farm in FarmIQ, you'll need to add your existing stock, in the Office menu.



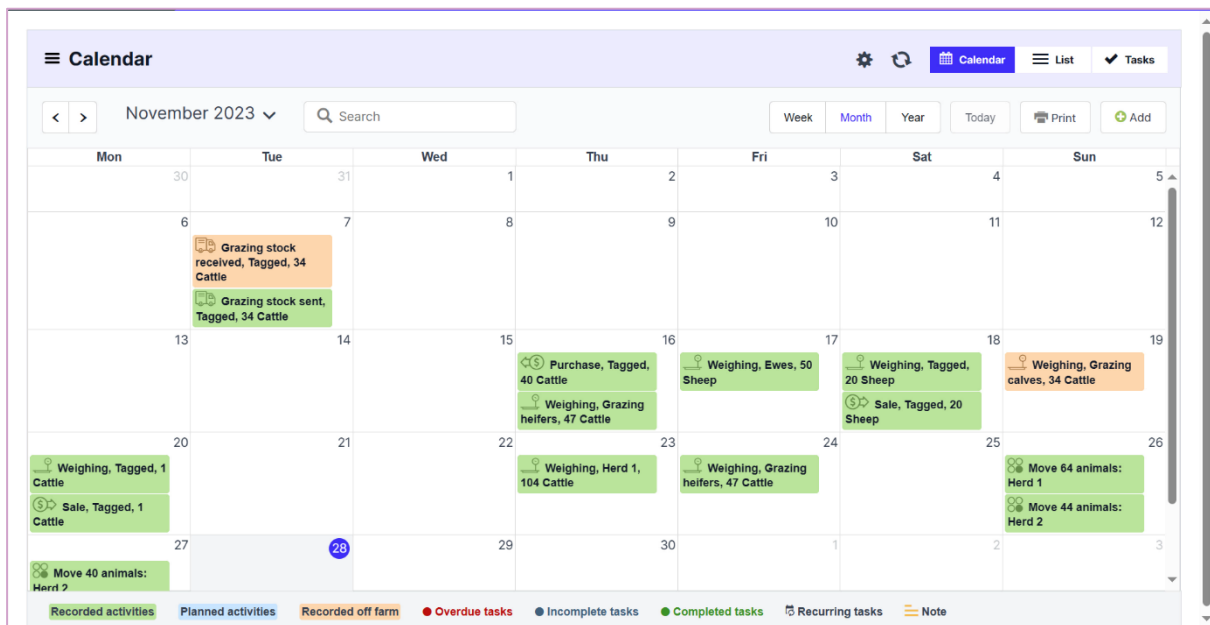
If you add mobs to your paddocks, you can record activities for them by clicking the mob icon...



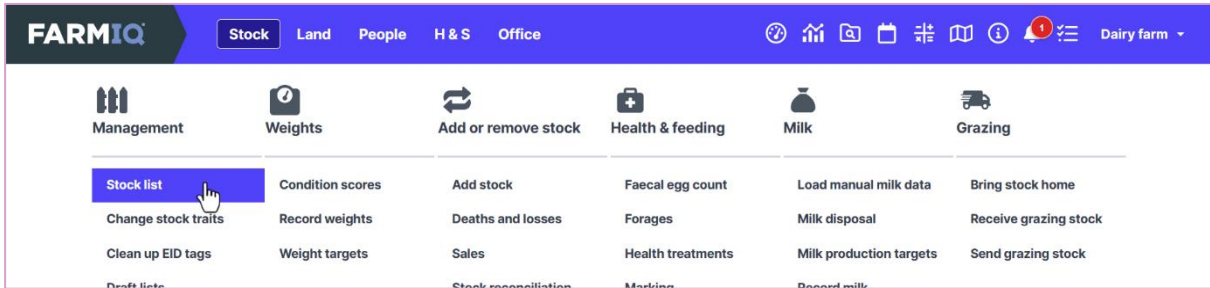
... or you can record activities for any animals on your farm, and add new ones, in the Stock menu.



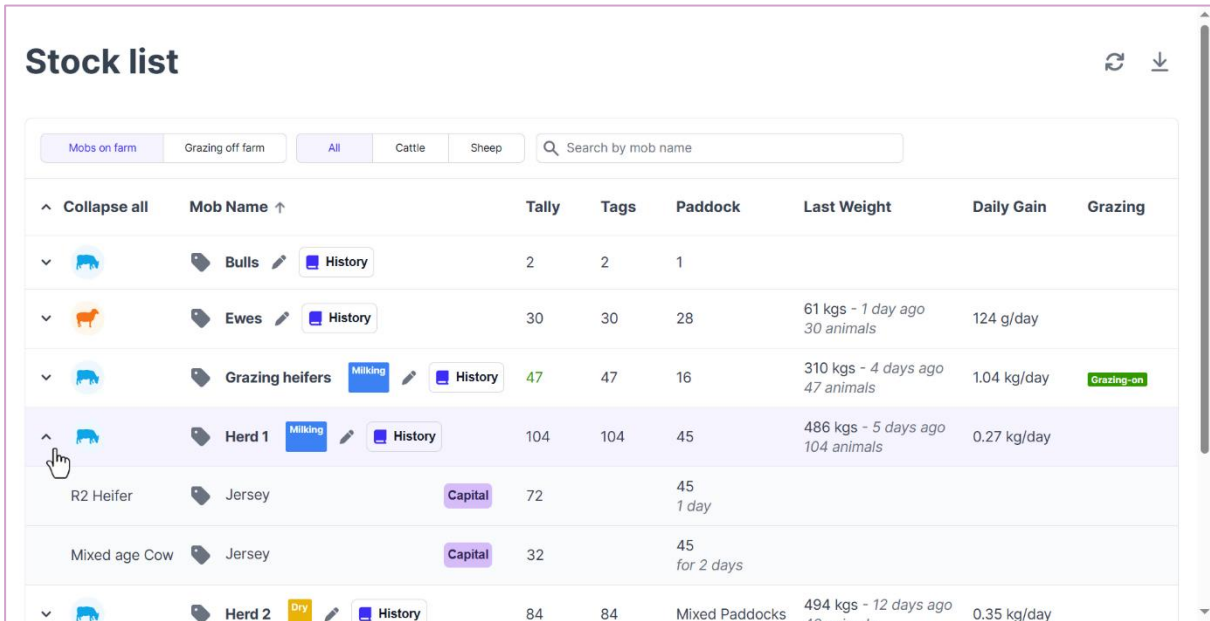
You can see and edit activities you've recorded in the farm Diary...



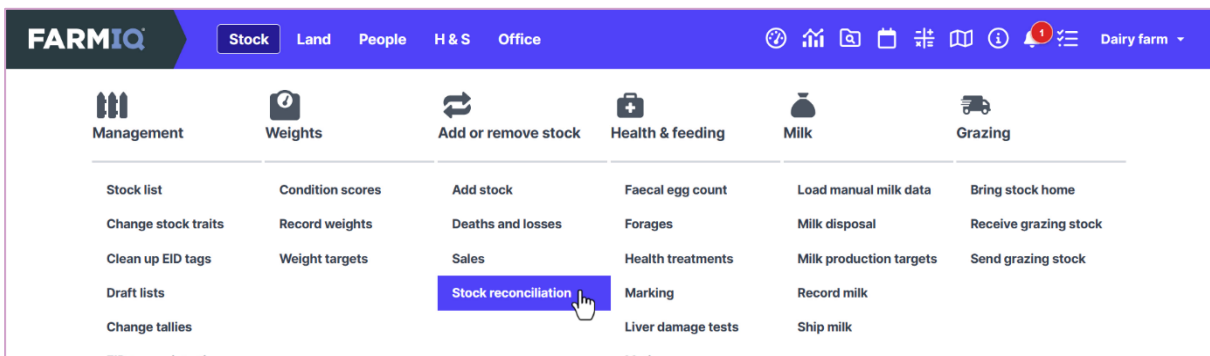
And the system tracks your stock numbers.



The Stock list...



... shows the details and history of your mobs...



... and the Stock Reconciliation...


Stock reconciliation report Stock rec Stock count

Stock reconciliation from 1 Nov 2023 to 28 Nov 2023

Cattle **Sheep** Export

| Stock class | Opened owned | Added | Birdb | Purchased | Found | Transferred in | Trail changed in | Aged in | Sold | Deaths | Lost | Transferred out | Trail changed out | Aged out | Closed owned |
|----------------|--------------|----------|----------|-----------|----------|----------------|------------------|----------|----------|----------|----------|-----------------|-------------------|----------|--------------|
| Mixed age Cow | 85 | 0 | 0 | 0 | 0 | 0 | 0 | 0 | 0 | 0 | 0 | 0 | 0 | 0 | 85 |
| Mixed age Bull | 3 | 0 | 0 | 0 | 0 | 0 | 0 | 0 | 1 | 0 | 0 | 0 | 0 | 0 | 2 |
| R2 Heifer | 72 | 0 | 0 | 40 | 0 | 0 | 0 | 0 | 0 | 0 | 0 | 0 | 0 | 0 | 112 |
| Heifer Calf | 34 | 0 | 0 | 0 | 0 | 0 | 0 | 0 | 0 | 0 | 0 | 0 | 0 | 0 | 34 |
| Total | 194 | 0 | 0 | 40 | 0 | 0 | 0 | 0 | 1 | 0 | 0 | 0 | 0 | 0 | 233 |

... shows changes to your stock numbers over a selected time period.



As you record stock activities, you'll be able to use FarmIQ's reports...

Report centre

Search...

▼ Favourites

- Produce report** ★ □ This report allows you to compare produce produced in a period of time to produce shipped in the same period of time.
- Supplementary feed usage** ★ □ This report shows the supplementary feeds used on a farm.

▼ Animal

- Animal history** ★ □ This report shows the life history of an EID animal.
- Custom report** ★ □ Configure your own animal based report.
- Deaths and losses analysis** ★ □ Report on deaths and losses on this farm.
- EID weight report** ★ □ Report on EID weight of stock against a target
- Health Treatments** ★ □ This report shows the health treatments on a farm.
- Liveweight gain** ★ □ This report shows the monthly average daily weight gain of animals over time.
- Liveweight profile** ★ □ This report shows the weight of animals over time.
- Mob history report** ★ □ View the history of a mob over time

... to analyse your stock information.

Getting insights into your stock's performance will help you make better informed decisions.

This video gave you an overview of stock information in FarmIQ.